




# WORKING ON THE 4 SKILLS



Here are some websites that I've found really useful in my online classes to continue working each of the four skills.

## LISTENING

### WEBSITE #1: LYRICSTRAINING



A website that allows you to fill in the gaps in the lyrics of the songs as you listen.

References: Lyrics Training website ➡ Lyrics Training app ➡



Create a free account to customise your gap fill activities - or allow students to choose the song and create their own.

\* Follow up task: Ask students to write a paragraph summarising what the song is about.

### WEBSITE #2: CNN in 10

A website that gives a 10 minute, subtitled, summary of the news. Part of American TV channel CNN.



allow students to look at the transcript after listening to check their understanding.

Recommended by: Alba,  
a teacher from Alicante  
(@parentesiseducacion on  
social media)

\* Follow up activities:

- ask students to summarise what they heard
- ask students to look into one of the bits of news that they found interesting in more detail

Try a listening webquest!

Every Friday CNN in 10 launches a news quiz, which includes 10 questions from events that have appeared during the week's news:

References: CNN in 10 official website ➡ Alba Sabuco's post on CNN in 10 ➡

## READING

### WEBSITE #3: NEWSELA

A website with hundreds of texts on a wide variety of topics such as Arts, Health, Law, Science and Sports, and more.



Recommended by: Ana,  
a fellow English teacher  
(@frouwhereiteach on  
Instagram)

FREE FOR STUDENTS AND TEACHERS UNTIL THE END OF THE SCHOOL YEAR!

Best feature: texts are available at 4 or 5 different reading levels

**(TIP)** try the quiz and writing sections to check students' comprehension.

If you sign up for Newsela, you can edit the writing tasks in texts and create assignment for your students.

\* Plus: you can sync it with Google Classroom.

References: Newsela ➡

Newsela tutorial to get started ➡

Ana's Instagram post on Newsela ➡

### WEBSITE #4: ENGLISH E-READER

A wide range of online books, divided by levels from A1 to C2.



\* Sign up for free to:

- read online
- download a flipbook version

Recommended by: Cristina, an English teacher and teacher  
trainer from Asturias (@blogdecristina on Twitter)

**(TIP)** Download the audio files and turn the reading activity into a listening!

\* Follow up task: Create a Padlet and ask students to write short book reviews.

References: English E-reader ➡

Cristina's Blog ➡

## WRITING

Recommended by APAC  
(@apac365 on Instagram)

### WEBSITE #5: GRAMMARLY

An app designed to improve writing, with suggestions on how to correct or improve.



Download options: download on your phone, computer, Chrome extension\*  
\*this is my favourite as it proofreads as you write

References: Grammarly →

Grammarly post on APAC's Instagram account →

### WEBSITE #6: KIALO

An argument mapping and debate website.

Students can give their own views on a topic, then comment on each other's.



TIP

- single-thesis discussions are easier for you to manage as a teacher, and easier for students to contribute to.

TIP

- enable the discussion access link to share one link with the whole class rather than inviting them one by one.

References: Create an account here →

Tutorial on how to use Kialo →






## SPEAKING


### WEBSITE #7: ZOOM BREAKOUT ROOMS

My go-to tool when it comes to helping students to practise their speaking!

This feature of the video conference platform Zoom allows you to put students in groups to practise speaking by separating them into "rooms".

Fun feature: the teacher can "visit" each room to check how different groups are getting on.

**TIP** Check out Russell Stannard's great tutorial to help you get started:   
Complete Training in Zoom Breakout Rooms

References: Zoom 



### WEBSITE #8: CHATTERPIX

Chatterpix is an app that allows you to add voice to a picture you take or upload.


Activities for students to do in class:


- Guessing Game: Record a short text about a famous person, TV show or sport, etc., and their partners have to guess what it is.
- Celebrities: Upload a picture of a famous person and say something they think that person might say.
- Tongue Twisters: Try them as many times as you need to get it right!

Fun Feature: you can customise the pictures by adding props and filters!

References: Chatterpix 

Alba's posts on Chatterpix

Post 1 

Post 2 



Recommended by: Alba, a teacher from Alicante  
(@parentesiseducacion on social media)

This is a lot of information so I recommend you just choose a couple of tools from this list and try them out to see if you like them.

If you'd like to share some of your favourite platforms, I'd love to hear from you on Twitter (@usoasol).

Take it step by step!  
Usua