

NATURAL SCIENCE

PRIMARY 1

		Story		Work together	
	Meet Katie and Ben	Page 4			
1	My senses and me	Page 6	Play time	Think-Pair-Share Make a dictionary of feelings	
2	Healthy habits	Page 18	Delicious treats	Think-Pair-Share Plan a healthy picnic menu	
	Term 1 review	Page 32			
	Project-based learning	Page 34	The dance routine!		
3	Living and non-living things	Page 36	In the park	Cooperative investigation Living things	
4	All about animals	Page 48	Amazing animals	Think-Pair-Share Make an animal fact-file	
	Term 2 review	Page 62			
	Project-based learning	Page 64	Ducks!		
5	What is it made of?	Page 66	Different materials	Cooperative investigation Which materials float?	
6	How does it work?	Page 78	We need machines	Cooperative investigation Make a pulley	
	Term 3 review	Page 92			
	Project-based learning	Page 94	Tables and chairs!		
	Picture dictionary	Page 96			

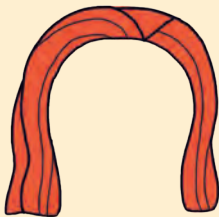
Content			Our choices	Review
	<ul style="list-style-type: none">• The three sections of the body• Parts of the body• What do joints do?	<ul style="list-style-type: none">• I feel happy!• The five senses	<ul style="list-style-type: none">• Stretch your body!	<ul style="list-style-type: none">• Review of Unit 1
	<ul style="list-style-type: none">• What's on your plate?• Food from plants and animals• We make different foods	<ul style="list-style-type: none">• Meal times• Snack time• Stay healthy• My school day	<ul style="list-style-type: none">• Don't waste food!	<ul style="list-style-type: none">• Review of Unit 2
	<ul style="list-style-type: none">• Living things• The life cycle of a plant• The stages of life	<ul style="list-style-type: none">• We are living things• Non-living things	<ul style="list-style-type: none">• Look after plants and animals	<ul style="list-style-type: none">• Review of Unit 3
	<ul style="list-style-type: none">• Vertebrates and invertebrates• Animal groups• How do animals move?	<ul style="list-style-type: none">• How are animals born?• What do animals eat?• Where do animals live?• Domestic and wild animals	<ul style="list-style-type: none">• Respect animals	<ul style="list-style-type: none">• Review of Unit 4
	<ul style="list-style-type: none">• Natural and manufactured materials• Properties of materials• Transparent and opaque	<ul style="list-style-type: none">• Materials change shape• Other changes	<ul style="list-style-type: none">• Reuse materials at school	<ul style="list-style-type: none">• Review of Unit 5
	<ul style="list-style-type: none">• Machines make work easier• Simple and complex machines• How many parts does it have?	<ul style="list-style-type: none">• Jobs and machines• Parts of a computer• Electricity• Be careful around machines	<ul style="list-style-type: none">• Great inventions	<ul style="list-style-type: none">• Review of Unit 6

MEET KATIE AND BEN

1 Find Katie and Ben. Circle.



Katie



Ben






Work together

Let's work and learn together!

Here's how you can work together with your classmates.

Think - Pair - Share



- 1 Work on your own.
- 2 Work with a partner.
- 3 Work in your group.


Cooperative investigation









- 1 Make your hypothesis.
- 2 Make a plan.
- 3 Develop conclusions and test your hypothesis.

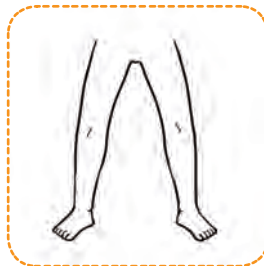
1



MY SENSES AND ME



LET'S BEGIN

- 1  Look at the picture. Name some parts of the body you can see.
- 2   Circle the children who are jumping. What are the others doing?
- 3  Who is not being careful? Who needs a friend?
- 4   Listen to the *All about me* song. Colour the parts of the body you hear.



- 5   Sing the song and do the actions!
- ✓ What do you know? Let's find out!

Language tips

He's jumping.
She's running.
They are ...

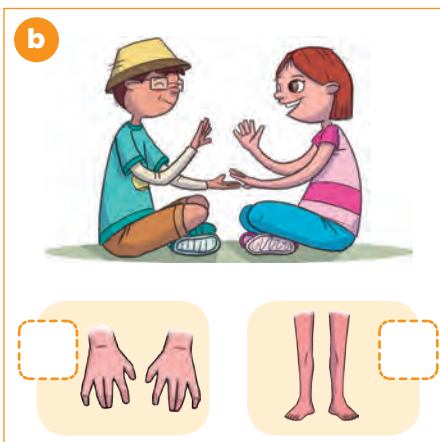
Story

Play time

  Listen, look and act out.



1  Listen and tick (✓).





Work together

Make a dictionary of feelings

Imagine an alien is visiting the Earth. The alien does not understand feelings! Make a dictionary to help the alien understand how our faces show what we feel.

Materials:



1 Work on your own.

Your teacher will give you a feeling. Draw a face to show this feeling.



2 Work with a partner.

Show your partner your picture. Look at your partner's picture. Describe the feeling each picture shows.

We look like this when we feel ...



3 Work in a group.

Put your pictures together to create a book. Design a cover for your book. Write your names on the cover. Show the class.

 Which face was very difficult to draw?



Evaluate your cooperative learning.

Three sections of the body

My body has three sections: my head, my torso and my limbs.
My arms and legs are limbs.

Point to Laura's torso.



1  Draw the lines. Colour.




2  Listen and point.




Parts of the body

1  Listen and trace.




2  Draw your face. Match the words.



What do joints do?

Joints help your body to move.

 Move your wrists and wave at Danny. Move your hips and dance!



1 Which puppet can bend its arms and legs? Circle.

a



b



c



2   Look and listen to the *Joints* chant. Do the actions.

shoulder

neck

wrist

elbow

hip

knee

ankle



I feel happy!

Hi, I'm Danny! I feel ...

We all have feelings. Sometimes we feel happy, sad or angry.

How does Danny feel today? How do you feel?



Project

How do you feel when you dance?
Find out more when you do the Project!

1 Listen and trace. Make the faces.



happy



sad




angry



worried

2 How do they feel? Find the stickers.



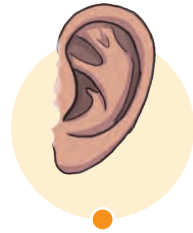

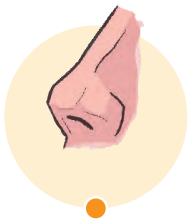
The five senses

We have five senses: we can see, hear, smell, taste and touch.

Which sense is Danny using?



1 Match.



see

hear

smell

taste

touch



2 Which sense are they using? Trace.



see



smell



taste



Our choices

Stretch your body!

1  Listen and trace.



Bend to the left.



Bend to the right.

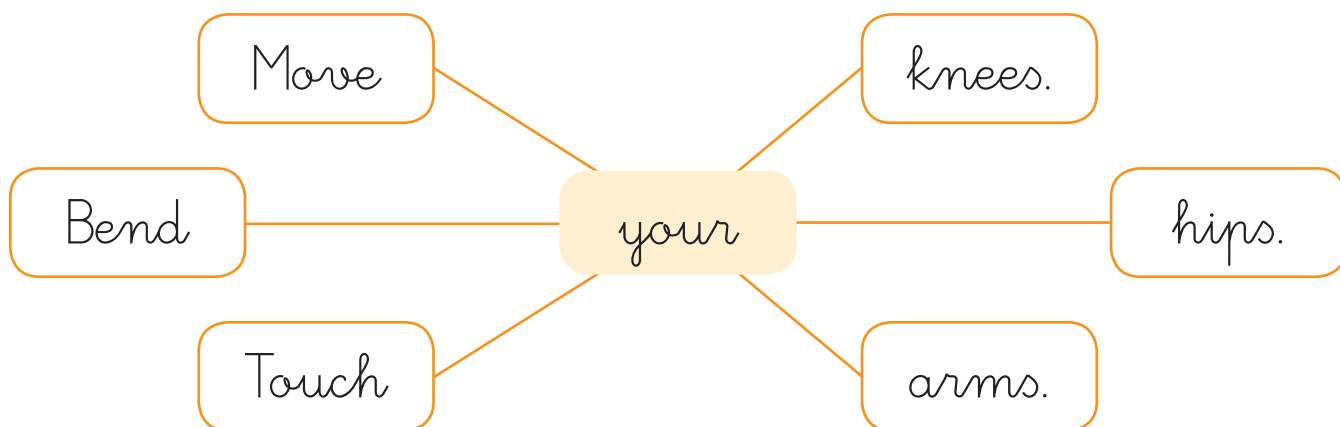


Bend your arms.



Touch your toes.

2  Make up an exercise routine. Choose your exercises. Put them in order. Teach your classmates.



REVIEW

1 Match.

cheek

wrist

chin

knee

leg



hip

ankle

mouth

foot

tummy

2 Complete the funny face.



mouth



ears



nose



cheeks

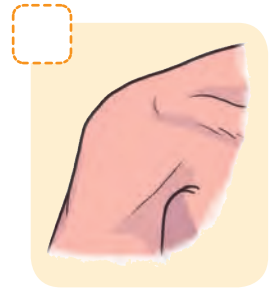



eyes



eyebrows

3 Tick (✓) the joints.



4 Write.

taste smell touch hear see



5 How do they feel? Colour.



happy



sad



angry



What do you know now? Check!