1 RELATIONSHIPS

My best friend is the one who brings out the best in me.

Henry Ford

Iñupiat friends play in the first of the winter snow, Nome, Alaska.

OBJECTIVES

- find out about someone new
- talk about different types of people
- describe someone's personality
- greet people and give personal information, make introductions
- write information about yourself

Work with a partner. Discuss the questions.

1 Who's your best friend?
2 Look at the picture. Who was your best friend when you were a child?
3 What qualities do you look for in a friend?

macmillan education
SAMPLE FOR PROMOTIONAL USE ONLY © MACMILLAN PUBLISHERS LTD

1.1 Breaking the ice

Find out about someone new

G question forms V people P the alphabet

LISTENING

A Complete the definitions with the words in the box.

conversation relationship successful tip topic

1 A private and informal talk between two people is a _____.
2 A useful suggestion is a _____.
3 When you achieve the result you want, you are _____.
4 A subject that you write or speak about is a _____.
5 When two or more people or things are connected in some way, they have a _____.

B SPEAK Work in groups. Discuss the questions.

1 What is happening in the photo at the top of the page?
2 Where do people often meet for the first time?
3 How do you usually start a conversation with someone you have just met?

1.1 **C LISTEN FOR KEY WORDS** Listen to an interview with psychologist Isabelle Ackerman.

1 What topic does she talk about?
2 What should you start a conversation with?
3 What are two safe topics of conversation to 'break the ice'?

Glossary

break the ice (phrase) to do or say something that makes people feel less shy or nervous in a social situation
politics (n) the activities of governments which control a country or area
psychology (n) the study of the mind and how it affects behaviour
religion (n) the belief in the existence of a god or gods
social life (n) the time you spend enjoying yourself with friends

1.1 **D LISTEN FOR DETAIL** Listen again and complete each tip with the correct verb.

ask discuss feel give know say

1 _____ something positive about the place or situation you are in, and then ask a question.
2 _____ about other people.
3 Don't be negative about other people because you don't know who they _____.
4 Ask lots of questions and _____ lots of answers.
5 When you _____ more relaxed, ask some personal questions.
6 Don't _____ topics like religion or politics with someone you don't know.

E SPEAK Work in groups. Discuss the questions.

1 What did you think of the tips in the podcast?
2 What other topics are easy to talk about with new people?

GRAMMAR

Question forms

1.2 **A WORK IT OUT** Complete the questions with the words in the box. Listen again and check your answers.

are did (x2) do (x2) have is (x2) were

1 What *do* you say to a stranger at a party or a new colleague at the office?
2 _____ it OK to talk about some topics, but not others?
3 _____ you ever met someone new and had no idea what to talk about?
4 _____ you having fun?
5 What _____ your favourite band?
6 _____ you enjoy the ceremony?
7 _____ you at school together?
8 Where _____ you study?
9 _____ you have children?

macmillan education
FOR PROMOTIONAL USE ONLY © MACMILLAN PUBLISHERS LTD

B Look at the questions in Exercise A. What tense are they? Write *present simple*, *past simple*, *present continuous* or *present perfect* next to each one.

C Choose the correct words to complete the rules. Use Exercise B to help you.

Question forms

1 We use the auxiliary verb (*do*, *does*, *did*) ***before*** / ***after*** the subject.
2 We use *be* (*am*, *is*, *are*, *was*, *were*) ***before*** / ***after*** the subject.
3 We use present perfect *have* ***before*** / ***after*** the subject.

D Go to the **Grammar Hub** on **page 122**.

E Rewrite the questions with the verb in brackets in the correct place.

1 why you studying English? (*are*)
_____
2 you have any brothers or sisters? (*do*)
_____
3 you ever met a famous person? (*have*)
_____
4 you do anything nice last weekend? (*did*)
_____
5 you like tea or coffee? (*do*)
_____
6 you a late-night or early-morning person? (*are*)
_____
7 who your funniest friend? (*is*)
_____
8 who the first person you talked to this morning? (*was*)
_____
9 you ever been to a wedding? (*have*)
_____
10 what the last good film you saw? (*was*)
_____

F **SPEAK** Work in pairs. Ask and answer the questions in Exercise E.

VOCABULARY
People

A Go to the **Vocabulary Hub** on **page 146**.

B **SPEAK** Work in pairs. Answer the questions.

1 How many relatives do you have? How often do you see them all?
2 How many of your colleagues or other students in your class are also your friends?
3 Do you find it easy to talk to strangers? Why/Why not?

PRONUNCIATION
The alphabet

1.3 **A** Listen and repeat.

a b c d e f g h i j k l m n o p q r s t u v w x y z

A B C D E F G H I J K L M N O P Q R S T U V W X Y Z

1.3 **B** Work in pairs. Write the letters of the alphabet in the correct place. Listen and check.

/e/	/uː/	/ɑː/	/iː/	/aɪ/	/əʊ/	/eɪ/
f	*u*	*r*	*e*	*i*	*o*	*a*

C **SPEAK** Work in pairs. Look again at Vocabulary Exercise A on **page 146**. Take turns to spell the words.

SPEAKING

A Find out some information about your classmates. Write six questions using the ideas below to help you. Then write two more questions using your own ideas.

- ice breakers
  Hi, my name's _____. It's nice to meet you. So, ...
- personal questions
- family and friends
  Do you come from a large family?
- interests and hobbies
- childhood and school
- work and study
- favourite things/places
- last weekend/holiday
  Where did you go for your last holiday?

B Work in pairs. Work with someone you do not know well and follow the instructions.

1 Stand up and meet the other people in the class. Take turns asking and answering the questions you wrote in Exercise A.
2 When you have broken the ice, sit down with your partner and tell him/her about the people you met. Was it easy to break the ice or do you need some more help?

Find out about someone new

macmillan education
SAMPLE FOR PROMOTIONAL USE ONLY © MACMILLAN PUBLISHERS LTD

1.2 Blogs and bloggers

Talk about different types of people

V types of people P using a dictionary G frequency words and phrases

READING

A Work in groups. Discuss the questions.

1 Which websites do you visit most often and why?
2 Which blogs, vlogs (video blogs) or video channels do you know or follow?
3 What kind of topics do you enjoy reading about online?

B READ FOR MAIN IDEA Read *Three of the best* quickly. Which blog sounds most interesting to you and why?

C READ FOR DETAIL Read again. Complete each sentence with the name of a blogger, Emma, Maria or Mihaela.

1 _____ is interested in visiting people around the world.
2 _____ has children.
3 _____ writes about a variety of subjects.
4 _____ has a high number of readers.
5 _____ is interested in trying new things.
6 _____ wants people to understand that everyone is beautiful.

D SPEAK Work in pairs. Discuss the questions.

1 Is running a blog a difficult job?
2 Why do these people spend so much time on their blogging activities?
3 What topic would you blog about?

VOCABULARY

Types of people

A Work in pairs. Make a list of different types of people. You have one minute.

father of two, music fan, ...

B Go to the **Vocabulary Hub** on **page 146**.

C SPEAK Work in pairs. Write down the names of three people you know and describe them to your partner. Say what type of person each one is. Ask questions about the people your partner describes.

PRONUNCIATION

Using a dictionary

Macmillan English Dictionary

www.macmillandictionary.com

The *Macmillan English Dictionary* gives clear, simple explanations and real life examples showing you how and when the word is used.

A Look at this entry from the *Macmillan English Dictionary*. Match the definitions (1–5) with the labels (a–e).

1 definition
2 part of speech
3 stressed syllable and pronunciation
4 different meaning
5 frequency rating

gorgeous – definition and synonyms ★[a]
[b]ADJECTIVE Pronunciation /ˈgɔː(r)dʒəs/[c]

[d]**1** very beautiful
Mandy was there, looking gorgeous as usual.

[e]**2** very enjoyable or pleasant
The weather was absolutely gorgeous.

B Look up the following words in the *Macmillan English Dictionary*. Underline the stressed syllable and write down the part of speech and one meaning for each word.

cloud expedition positive rare

Three of the best

Blogs by Calvin Norton

With over 150 million blogs online, there is something for every type of person from the **animal lover** to the **gamer** to the **sports fan.** But, if you are looking for something a bit different, here are my top three blogs.

1 Brain Pickings

Maria Popova is a **book lover**, **music fan** and writer. Her blog *Brain Pickings* is a collection of articles about history, news, books and culture. Maria is keen on reading and spends hundreds of hours each month doing research for her blog. It's an extremely popular blog and many people enjoy Maria's interesting mix of articles.

2 The Atlas of Beauty

The Atlas of Beauty is a picture blog showing beauty in different cultures. Romanian photographer, **blogger** and **traveller** Mihaela Noroc takes pictures of women of all ages, races and nationalities living their everyday lives. It's a wonderful collection which shows that beauty can be found everywhere.

For more interesting blogs, listen to Calvin on this week's Emma Fry Show

SAMPLE FOR PROMOTIONAL USE ONLY © MACMILLAN PUBLISHERS LTD

GRAMMAR
Frequency words and phrases

1.5 **A** Listen to an interview with Calvin Norton about another blog, *Humans of New York*, and answer the questions.

1 What is the blog about?

2 What type of people does Brandon Stanton interview?

1.5 **B** Listen and complete each sentence from the radio show with one word.

1 _____ a week, we bring you reviews and recommendations from the wonderful world of the internet.

2 I'm _____ out in the real world.

3 I'm _____ at home, online in front of my laptop.

4 But luckily for us, you _____ escape.

5 Now and _____, a blog is so good that I just have to mention it again.

6 Stanton focuses on the lives of normal New Yorkers _____ of the time.

7 He includes someone well known _____ so often.

8 It's a very simple idea, but it _____ gets boring.

C **WORK IT OUT** Write the four frequency words in Exercise B in the correct place.

Frequency words

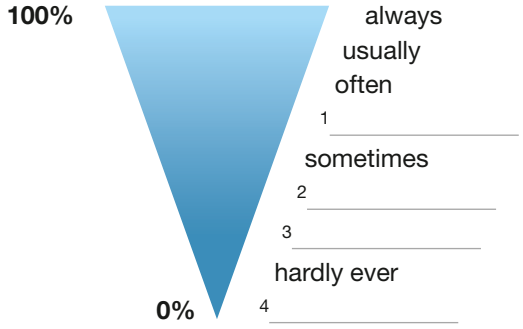

D Complete the frequency phrases in the table with words from Exercise B.

once	1 _____	day
twice		week
three times		month
		year

every 2 _____ often

3 _____ and again

most of the 4 _____

E Choose the correct words to complete the rules. Use Exercise B to help you.

Frequency words and phrases

1 We usually put frequency words ***before*** / ***after*** the main verb and ***before*** / ***after*** the verb *be*.

2 We use frequency phrases ***at the beginning*** / ***in the middle*** of a sentence.

3 We also use frequency phrases ***in the middle*** / ***at the end*** of a sentence.

F Go to the **Grammar Hub** on **page 122**.

G **SPEAK** Work in pairs. Discuss the questions.

1 Would you enjoy the blog *Humans of New York*?

2 Why do you think it is so popular?

SPEAKING

A Interview each other about websites, blogs or vlogs you like. Make notes about:

- what they are about
- why you like them
- examples of interesting things on them
- what type of people would enjoy them and why

B Work in groups. Interview each other. Which ones sound most interesting?

3 *Emma's Bucket List*

After her father and step-father died, Emma Stewart Rigby decided to live a full and exciting life. Emma, a **mother of three**, made a list of 246 things to do before she dies and in her blog she writes about her experiences. Emma is a **people person** and gives lots of friendly advice on life. She's also a **foodie**, and her bucket list includes unusual foods or interesting restaurants she plans to try. A great blog for ideas on how to live life to the max!

Glossary

blog (n) a website containing short articles called posts that are changed regularly

blog (v) to write short articles for a website on your opinions, interests and experiences

culture (n) activities which involve music, books and other arts

subscriber (n) someone who joins and follows a blog



Talk about different types of people

SAMPLE FOR PROMOTIONAL USE ONLY © MACMILLAN PUBLISHERS LTD

1.3 Personality

Describe someone's personality

G indefinite pronouns V personality adjectives, adjective + preposition
P word stress in multisyllable adjectives S previewing a text

READING

A SPEAK Work in pairs. Discuss the questions.

1 Which do you do more often: write by hand or use a keyboard?
2 Which do you find easier? Why?
3 What kind of things do you write by hand (e.g. shopping lists)?

B Preview the text, and then answer the questions. Use the information in the box to help you.

Previewing a text

Before you read a text, look quickly at the title and any headings, pictures or diagrams. Use this information to decide what kind of text it is, what it's about and why someone might want to read it. This will make the text easier to understand.

1 What is the text about?
2 Is it from a science paper or a popular magazine? How do you know?
3 What do you think you will learn from the text?
4 Can you trust the information in the article?

C READ FOR MAIN IDEA Read *What does your handwriting say about you?* Was your preview correct?

D READ FOR SPECIFIC INFORMATION Read again and answer the questions.

1 What is graphology a study of?
2 How do graphologists help in court cases?
3 Do all graphologists agree that there is a link between handwriting and personality?

E SPEAK Work in pairs. Discuss the questions.

1 Do you believe there is a connection between handwriting and personality? Why/Why not?
2 Is it important for children to learn to write by hand these days? Why/Why not?

What does your handwriting say about you?

Everybody has their own style of handwriting, but can someone's handwriting tell you what they are like? The study of handwriting is called graphology. Graphologists are often involved in legal cases. They are responsible for matching criminals to their handwriting or deciding if signatures are real.
Some graphologists think handwriting can show anything: what kind of job you will be good at, how healthy you are and even what kind of partner you might be happy with.
If you are interested in what your handwriting says about you, check out our information.

Letter size

Small: You're probably a **hard-working** person. People with small handwriting are rarely **lazy**.

Medium: The research says you're **sensible**; you think carefully about the decisions you make.

Large: Big writing – big personality! People with large writing are usually keen on parties and social events and are rarely shy.

Letter shape

Q Rounded letters: Rounded letters suggest you are a **creative** person. Are you good at art or music?

A Pointed letters: You are **curious**. Your favourite question is 'Why?'!

Dotting your i

Dot high over the i: The research says you have a good imagination.

Dot low over the i: You are a **well-organised** person. Are your desk and room tidy?

Spacing between words

Wide spacing: You're an **independent** type and you are happy on your own.

Narrow spacing: You're very **sociable** and you need other people in your life.

Your signature

Difficult to read: You are a private person. Like your signature, you can be difficult to read.

Easy to read: **Confident** people often have signatures that are easy to read. You know what you are good at and you don't mind telling other people about it.

Does your handwriting match your personality? Don't be disappointed with the results if not. Not every graphologist believes there is a connection.

Glossary

legal (adj) relating to the law or lawyers
spacing (n) the amount of space between things

Macmillan education SAMPLE FOR PROMOTIONAL USE ONLY © MACMILLAN PUBLISHERS LTD

GRAMMAR
Indefinite pronouns

A WORK IT OUT Look at the extract from the article and choose the correct words to complete the rules.

Everybody has their own style of handwriting, but can someone's handwriting tell you what they are like?

Indefinite pronouns

1 We use indefinite pronouns to talk about people or things ***so we can say*** / ***without saying*** who or what they are.
2 We use indefinite pronouns with *-body* and *-one* to talk about ***people*** / ***things***.
3 After indefinite pronouns, we use ***singular*** / ***plural*** verbs.
4 We use *'s* with indefinite pronouns for ***possessives*** / ***plural nouns***.

B PRACTISE Find and underline another example of an indefinite pronoun in the article.

C Go to the **Grammar Hub** on **page 122**.

VOCABULARY
Personality adjectives, adjective + preposition

A Match the personality adjectives in **bold** in *What does your handwriting say about you?* with the speakers below.

1 'I believe I can do anything if I try. I don't usually worry about things.' *confident*
2 'I love my job. I work a lot, but that's OK.' _____
3 'I can paint pictures, write stories and make music.' _____
4 'I plan my time carefully and I always know where to find my things.' _____
5 'I don't like work. I like doing nothing! My perfect day? Staying in bed with a pizza.' _____
6 'I like to think about things carefully before I do them.' _____
7 'I have lots of friends and we meet and go out all the time.' _____
8 'I like learning new things and I ask a lot of questions.' _____
9 'I like to do things myself.' _____

B Look at the underlined phrases in the article. Complete the questions with the correct preposition.

1 Are you involved *in* any clubs, groups or teams? Which ones?
2 What are you good ____?
3 Who is responsible ____ doing the cooking in your home?
4 Are you happy ____ your mobile phone? Why/Why not?
5 What websites, magazines or TV shows are you interested ____?
6 Are you keen ____ books and reading?

C SPEAK Work in pairs. Ask and answer the questions in Exercise B.

PRONUNCIATION
Word stress in multisyllable adjectives

1.7 **A** Listen and complete the table with the words in the box.

hard-working independent lazy sensible

1 ●●	2 ●●●	3 ●●●	4 ●●●●
		hard-working	

1.7 **B** Listen again and repeat the words.

1.8 **C** Look again at the article. Find the other personality adjectives in **bold** and write them in the correct place in Exercise A. Listen and check and repeat.

D SPEAK Work in pairs. Practise saying the words. Listen and check your partner's pronunciation.

SPEAKING HUB

A Work in pairs. You are going to study your classmates' handwriting. Follow the instructions.

1 Sign your name and write this sentence on a piece of paper.
The quick brown fox jumps over the lazy dog.
2 Swap papers and use the information in *What does your handwriting say about you?* to write five things about your partner's personality.

B DISCUSS Using your notes, tell your partner what their writing says about them.

Describe someone's personality

macmillan education
SAMPLE FOR PROMOTIONAL USE ONLY
© MACMILLAN PUBLISHERS LTD

Café Hub

1.4 Hello again

F greet people and give personal information, make introductions
P word stress and intonation

My name is Gaby. I'm originally from [1] _____, but now, London is my home. I'm a [2] _____, I like travelling and I drink a lot of [3] _____. I live in this [4] _____ with Neena and Zac.

My name's Zac. I live with [5] _____ and Neena. I'm originally from [6] _____. I make [7] _____ games.

My name's Sam. This is my café! I'm [8] _____. I like food. I love [9] _____. I live here in [10] _____.

I'm Milly. This is my clothes store. I'm [11] _____. I watch [12] _____, listen to music and I read a lot. [13] _____ a good friend of mine.

Neena here. I live here in London with my two friends, Gaby and [14] _____. I'm a lawyer. I work in [15] _____.

COMPREHENSION

A ▶ 00:00–02:50 Watch the first part of the video. Complete the paragraphs above.

B Write a question about each person in Exercise A.

Where is Gaby from? What does Zac do?

C **SPEAK** Work in pairs. Test your memory! Close your books and ask each other your questions from Exercise B.

D ▶ 02:50–04:27 Watch the second part of the video and underline the correct verb form to complete each sentence.

1 Neena ***is*** / ***isn't*** going to an interview.
2 Sam ***is*** / ***isn't*** good.
3 Zac ***had*** / ***didn't have*** a good holiday.
4 Zac ***has*** / ***hasn't*** asked Milly out.
5 Zac ***invites*** / ***doesn't invite*** Sam to the flat.
6 Sam ***eats*** / ***doesn't eat*** Zac's croissant.

FUNCTIONAL LANGUAGE

Greet people and give personal information, make introductions

A Complete the phrases with the words in the box.

doing going hello let's long meet (x2) what

Greeting	Reply
Say hello	
[1] _____	Hi there! / Hey!
Greet new people	
Nice/Good to [2] _____ you.	Nice/Good to [3] _____ you, too.
Greet friends	
How are you? How's it [4] _____? How are you [5] _____?	I'm good. How about you?
What's new?	Not much.
It's great to see you! [6] _____ a nice surprise!	[7] _____ time, no see.
Say goodbye	
See you later. See you soon. I've gotta (got to) go.	[8] _____ do something soon.

B ▶ Watch the video again. Check your answers to Exercise A.

macmillan education
SAMPLE FOR PROMOTIONAL USE ONLY © MACMILLAN PUBLISHERS LTD


MILLY

SAM

NEENA

ZAC

GABY

USEFUL PHRASES

A Match the useful phrases (1–8) with the pictures (a–h).

1 Dream job! ___
2 I love it here! ___
3 Good luck! ___
4 What can I tell you? ___
5 Come with me. ___
6 What else? ___
7 Come over to the flat this weekend. / Will do. ___
8 Here we are. This is home. ___

a


b

c


d

e

f

g

h

B ▶ Watch the video again and check your answers to Exercise C.

C How do you say these phrases in your language?

PRONUNCIATION

Word stress and intonation

A ▶ 03:02–03:34 Watch part of the video. Read out the conversation at the same time as Sam and Zac. Copy the word stress and intonation.

Sam: Hey Zac. It's great to see you. What a nice surprise.
Zac: I know. Long time, no see.
Sam: Do you want a coffee?
Zac: Sure, and a croissant.
Zac: So, how are you doing?
Sam: I'm good. How about you? Did you have a nice holiday?
Zac: Yeah. Always good to see family. What's new with you?
Sam: Not much. Same, same.

B **SPEAK** Work in pairs. Practise the conversation. Listen and check your partner's pronunciation.

SPEAKING

A Walk around the class. Introduce yourself to everybody.

A: Hello, my name's Sven. Nice to meet you.
B: Hi, I'm Ahmed. Good to meet you.

B Walk around the class again. Greet the people you know.

A: Hi, Maria. How's it going?
B: Good, thanks. How about you? What's new with you?
A: Not much. I've gotta go. See you later.

C Prepare a 'selfie' presentation. Follow the instructions.

- Make notes about what you want to say. Use the sentence beginnings below to help you.
- Include at least two useful phrases.
- Record your presentation.

Hi! My name's …
I'm from … / I'm originally from …
I'm a …
I work in …
I like …
I watch / listen to …

D **SPEAK** Work in groups. Compare your presentations. Which is the best one?

Greet people and give personal information, make introductions

➤ Turn to page 158 to learn how to write information about yourself.

SAMPLE FOR PROMOTIONAL USE ONLY © MACMILLAN PUBLISHERS LTD

Unit 1 Review

VOCABULARY

A Complete the words for types of people.

1 someone who likes animals
a *nimal* l *over*

2 someone who likes spending time with others
p_____ p_____

3 someone who plays video games
g_____

4 someone who is very interested in food
f_____

5 a man who has two children
f_____ o_____ t_____

6 someone who listens to music regularly
m_____ f_____

B Complete the *About me* section of Emma's social media page with the personality adjectives in the box. There is one adjective you do not need.

creative curious ~~hard-working~~ independent sensible sociable well organised

Hi, I'm Emma and I'm a student nurse. I study and work a lot [1](*hard-working*) and I make lists so I know what I am doing and when [2](_____). I always think carefully before I make decisions [3](_____). I feel it is important to ask a lot of questions [4](_____) in my social life and at work. I have a good imagination and in my free time I like to write songs [5](_____). I also have a great group of friends and I love spending time with them [6](_____).

C Choose the correct prepositions to complete the sentences.

1 In my family, we are all responsible ***for*** / ***on*** / ***with*** doing the housework.

2 I'm not keen ***on*** / ***about*** / ***to*** people who talk about themselves all the time.

3 As a child, I was involved ***in*** / ***with*** / ***at*** lots of after-school clubs and activities.

4 I'm happy ***at*** / ***with*** / ***on*** my job.

GRAMMAR

A Complete the questions with the correct form of *do*, *be* or *have*.

1 Do you _____ a pet?

2 _____ you from a large family?

3 _____ you have a party for your last birthday?

4 _____ you ever been to your country's capital city?

5 What _____ your favourite book or toy when you were a child?

B Complete the article with the missing words.

Student Life Online
Your university, your site

This week, we asked students what blogs they read. This is what they said.

Erica: Most [1]_____ the time, I read blogs about football.

Jake: [2]_____ so often, I read a cooking blog.

Ammar: I [3]_____ ever read blogs. I don't have time.

Mark: Once a [4]_____, on Sunday mornings, I sit down and read my favourite travel blog.

Tina: [5]_____ and again, I read news blogs.

Nazreen: I don't read blogs, but I do use Twitter. I check it at least ten [6]_____ a day.

What are your favourite blogs? Leave your comments below.

C Choose the word which is *not* possible in each sentence.

1 ***Everybody*** / ***Somebody*** / ***Anybody*** can have nice handwriting.

2 I don't agree with ***everything*** / ***anything*** / ***nothing*** that the graphologists say.

3 Everyone ***use*** / ***uses*** / ***has*** a keyboard these days.

4 Do you know ***anybody*** / ***anyone*** / ***anything*** that is sociable?

FUNCTIONAL LANGUAGE

Reorder the words in the boxes to complete the conversations.

name's / Hi, / my / Erwin
myself / me / Let / introduce
meet / Nice / to / you

Erwin: [1] *Hi, my name's Erwin.*

Laura: Oh, hi, Erwin.[2]_____.
I'm Laura, the office manager.

Erwin: [3]_____.
I think you're going to be my boss!

nice / What / surprise / a
days / are / doing / What / you / these

Alan: Dan?

Dan: Alan! [4]_____! How are you?

Alan: Oh, fine, thanks. [5]_____?

Dan: I'm still teaching.

SAMPLE FOR PROMOTIONAL USE ONLY © MACMILLAN PUBLISHERS LTD