ARTS & CRAFTS PRIMARY 1

Jane Martin

Art consultant:
Lissete Madrazo

Course consultant:
Harriet Thompson

BY ME

My name is:

.....

.....

.....

Contents

0 Art is everywhere PAGE 4

1 Lines and shapes PAGE 6

- Lines: straight, curved, wavy, zigzag
- Shapes: circle, square, triangle, rectangle
- CLIL link: School

- Make a school with lines and shapes

2 Patterns PAGE 10

- Patterns: repeated lines, shapes, colours
- CLIL link: The senses

- Make a musical shaker with patterns

3 Lines and colours PAGE 14

- Primary colours: blue, red, yellow
- Secondary colours: green, orange, purple
- CLIL link: The body

- Draw and colour a picture of your body with lines and shapes

REVIEW 1 Art in my home PAGE 18



- Lines, shapes, patterns
- Light colours
- Dark colours
- CLIL link: The home

- Group project: Make a house

4 Texture PAGE 22

- Portraits
- Textures: hard, soft, rough, smooth
- CLIL link: Food

- Make a portrait with fruit and vegetables

5 Forms PAGE 26

- Sculpture
- Forms: sphere, cube, cylinder, pyramid
- CLIL link: Animals

- Make an animal mask with forms

6 More shapes PAGE 30

- Geometric shapes: circle, square, triangle, rectangle, oval
- Natural shapes
- CLIL link: Plants

- Make a garden with shapes

REVIEW 2 Art in my world PAGE 34



- Lines, shapes, colours, textures, forms
- CLIL link: Water and air

- Group project: Make a boat race

7 Buildings PAGE 38

- Symmetry
- CLIL link: The neighbourhood

- Make a building that is the same on both sides

8 Landscapes PAGE 42

- Space: front, middle and back
- Prints
- CLIL link: Landscapes

- Make a landscape with paper

9 More colours PAGE 46

- Mosaics
- Warm colours: orange, red, yellow
- Cool colours: blue, green, purple
- CLIL link: The Sun

- Make a Sun mosaic

REVIEW 3 Recycled Art PAGE 50

- Recycled materials, lines, shapes and forms, warm and cool colours, front, middle and back
- Puppets and theatre
- CLIL link: Materials

- Group project: Make puppets and a stage

Extra Art sections

- Festivals ..... PAGE 54
- Picture dictionary: Talk about Art ..... PAGE 60
- Picture dictionary: Art materials ..... PAGE 61
- Picture dictionary: Art techniques ..... PAGE 62
- Templates ..... PAGE 65

0 Art is everywhere

1 What inspires artists?

2 Match.

1

2

3

4

a


b

c

d

What inspires you?

3 **Look and circle.**

a

animals

b

plants

c

food

d

people

e

landscapes

f

buildings

4 **Draw and colour.**

1 Lines and shapes

Swinging, Wassily Kandinsky. 1925

1 **Read and trace.**

Artists use different lines.

straight curved wavy zigzag

Artists use different shapes.

circle square triangle rectangle

We see lines and shapes at school.

2 What lines and shapes can you see in this painting?

[2] Activity 1 [3] Activity 2

3 Trace the lines and shapes.

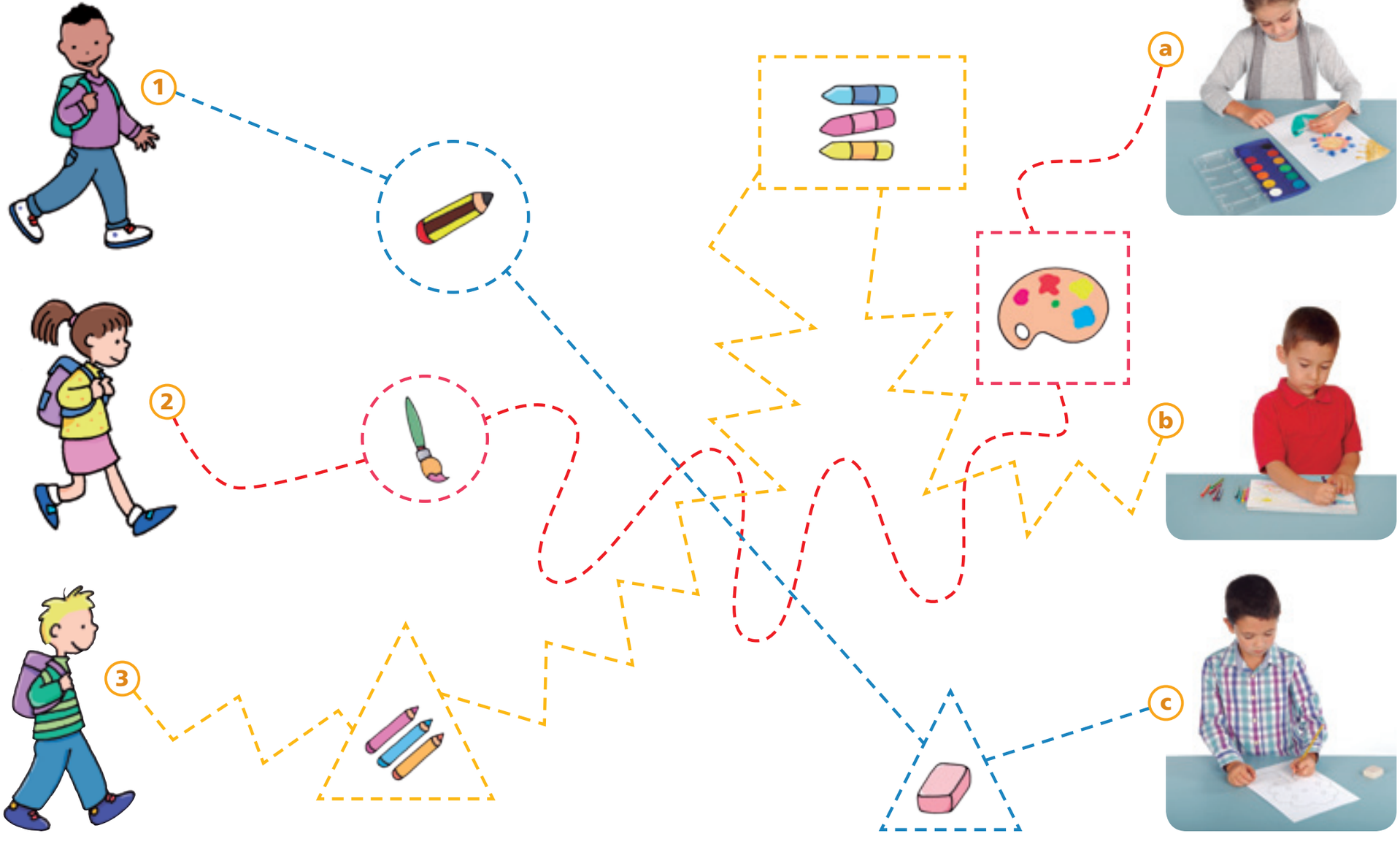

My lines and shapes

I feel happy at school.

1 Finish the teacher.



2 Draw a picture of you.

Lines and shapes at school

I can make a school with lines and shapes.

Step 1

Colour.

Step 2

Make a school.

Step 3

Glue.

Template page 65