




u n i t **1**

Types of Companies

My initial diagnosis

Do you know how to...

1. Recognise organisational models?
2. Distinguish the different functions of personnel and departments?
3. Identify different organisational charts?

1. _____

2. _____

3. _____
