

All Clear ✓

A clear path to
students' success

Authors: Daniel Morris,
Fiona Mauchline,
Patrick Howarth,
Patricia Reilly
Levels: A1+, A2, A2+, B1

 **macmillan
education**
English Language Teaching

All Clear

- A structured approach to grammar **draws on clear examples to strengthen understanding.**
- The presentation of vocabulary is supported by **clear visuals that help students remember new words.**
- The carefully graded development of productive skills **boosts learners' confidence.**
- Collaborative projects include content to **enhance students' life skills.**
- Practice material in the *Teacher's Resource File* is provided at multi-levels, to **address diversity in the classroom.**

Andrea
Ruano, Colegio del
Salvador (Zaragoza)

All Clear's method is extremely comfortable to work with for both the teacher and the students. The materials are very accessible and the topics are well focused on students interests. Grammar and vocabulary is presented in a very simple and clear way - as its title indicates!

START
THE TOUR

KEY COMPONENTS

For students


For teachers



Student's
Book



Teacher's
Book




Teacher's
Resource File



Workbook



CEFR Skills Exam
Generator



Class Audio
CDs



Student's
Digital
Material



Teacher's Digital Resource Centre
(with downloadable Presentation Kit)

Secondary
Student
Website



Macmillan
Advantage,
access to premium
services and digital tool

www.macmillanelt.es/allclear

Let's take a walkthrough...

4 Going places

Vocabulary

Places in towns

1 Listen and repeat the words. Match them with pictures 1-14.

2 Listen to the six sounds. Match them with the places from exercise 1.

3 Listen to Emma and Alex. Where does Alex go at the weekend?

4 Ask questions about the places in your town. Use the words in the box.

Objectives

Vocabulary Places in towns, landscape features

Grammar Places in towns, landscape features

Speaking Making suggestions

Writing A city guide (check) There are a lot of...

Reading

Fact book

TWIN CITIES

Some cities have a twin city in another country. Rio de Janeiro and Liverpool are twin cities. They are very different but they are **almost** similar. (Just like Liverpool before!)

RIO DE JANEIRO means 'January River' but there isn't a river there! It is near the sea and there are some mountains. There's also a famous mountain called the Sugar Loaf. Every year, there's a huge festival with music, food, dancing and street parties. People love football here and there's a big football stadium called the Maracanã. There are a lot of museums, big buildings, there are lots of parks, shopping centres and restaurants.

LIVERPOOL is also near the sea and the River Mersey. There aren't any mountains near Liverpool! There are some mountains. There's a very important road called the M56. There are some big cities near Liverpool. There's a famous hotel called the Adelphi and there are some interesting museums, like the Merseyside Maritime Museum and the Liverpool Museum. There are two big football teams - Liverpool and Everton. It's the famous Mersey river too!

1 Read and listen. Which city has a famous football stadium?

2 Read the text again. Match 1-3 with a-e. Write them in your notebook.

3 Write true or false in your notebook. Copy the sentences with the information.

Word Check

True (T) or False (F) answers

All Clear Facts

The Sugar Loaf mountain is 234 metres high.

42

Unit 4

43

Vocabulary sets are presented using photographs and are recycled and practised in context throughout the unit.

Print and digital genres, from magazine articles to social messaging and wikis, with teenfocused topics.

Fully comprehensive grammar tables.

Grammar

there is / there are

Affirmative	Negative	Interrogative	Short answers
Singular There is a shop.	There isn't a shop.	Is there a shop?	Yes, there is. No, there isn't.
Plural There are some shops.	There aren't any shops.	Are there any shops?	Yes, there are. No, there aren't.

1 Look at the sentences in the table. How do you say there is and there are in your language?

2 Complete the sentences with there is and there are.

3 Write sentences using there isn't and there aren't in your notebook.

4 Order the words to make questions. Then write true or false answers in your notebook.

Prepositions of place

1 Read the words in the box. How do you say them in your language?

2 Match the prepositions with the pictures. Where is the mouse?

is / are, some, any

	Countable nouns	Plural	Uncountable nouns
Affirmative	There is a shop.	There are some shops.	There is some food.
Negative	There isn't a shop.	There aren't any shops.	There isn't any food.
Interrogative	Is there a shop?	Are there any shops?	Is there any food?

1 Use a or an with the nouns in the box.

2 Complete the dialogue with the correct form of the verbs in brackets.

3 Listen and check your answers.

Cumulative practice through a dialogue or text that contextualizes the new structures and recycles structures from previous units in realistic situations.

Straightforward listening tasks give students the confidence to extract the main ideas and details of radio programmes, advertisements and conversations.


Vocabulary

Landscape features

1 Listen and repeat the words. How do you say them in your language?

Islands: Rocky, low, island, lake, mountain, river, small, snow, steep, water, waters

2 Match 1-12 in the pictures with the words in exercise 1.




3 Complete the text with words from exercise 1. Then listen and check.

There are three '1's. There's some '2' on the big mountain. There's a '3' near the big mountain. There's a small lake to the '4'. There isn't any '5' on the small lake. There's a '6' between the small mountains and the forest. There's a '7' in front of the forest. There's '8' on the beach but there isn't any '9'. There are some big '10' in the sea.

Listening

1 Listen to the advertisement. What is Tropical Islands? Write a, b or c in your notebook.



a) a shopping centre b) a holiday world c) a hotel

2 Listen again. Write true or false in your notebook.

- Tropical Islands is in Europe.
- There are beaches and a forest.
- There aren't any mountains in the landscape.
- There are hotels but there isn't a campsite.
- Tropical Islands is indoors and outdoors.

Speaking

Making suggestions / A day out

Model Dialogue


Alex: What can we do this afternoon?
Ben: How about going to the shopping centre?
Alex: No, I hate shopping.
Ben: What about going to the museum?
Alex: That's a pity. Hey! There's an aquarium near the museum.
Ben: Let's go!

1 Listen to the dialogue. Is the museum closed?

2 Listen again and repeat the dialogue.

Speaking Task

1 Talk about a day out. Choose a place.



castle theatre sports centre

2 Prepare a dialogue. Look at the Model Dialogue and change the words in blue.

3 Speak. In pairs, practice your dialogues.

What can we do this afternoon? How about ...?

Useful Language **Making suggestions**

What can we do this afternoon?
No, I hate shopping.
Yes, good idea! Why don't we go there?

How about going to the shopping centre?
What about going to the museum?
Let's go!

Model Dialogues for students to follow everyday formal and informal conversations.

Useful Language highlights key functional structures.

Writing

A city guide

1 Read the Model Text and listen. Answer the questions in your notebook.

- Where is Dubai?
- What is the population?
- What is the writer's favourite place?

Model Text

Dubai is a city in the United Arab Emirates. It has a population of about four million people. It is near the sea and there are some fantastic beaches there. There's also a desert. There are hotels, shopping centres and restaurants. There are also traditional markets. There are cinemas and there's also a water park. My favourite place is the desert. I love riding my quad bike there.

2 Look at the All Clear Tips. Find an example in the Model Text.

All Clear Tips

there is / there are + also

Use also with there is / there are to add information.

Don't use also with there is / there are to add information.

3 Rewrite the sentences with also. Write them in your notebook.

There are mountains near my town. There's also a beach.

- There are two museums. There's a church.
- There are some shops. There's a market.
- There's a sports centre. There's a football stadium.
- There are restaurants. There are hotels.
- There's a hotel. There's a campsite.

Reading

Culture

FROM FEBRUARY TO MARCH THERE ARE CARNIVALS AND FESTIVALS ALL OVER THE WORLD.

LA PASADENA, SPAIN
In March, there is a fantastic festival in Valencia called Las Fallas. There are parties and fireworks and people in figures called ninots. On the last night, they burn all the ninots.

NEW ORLEANS, THE USA
New Orleans is a big city by the Mississippi River. Its carnival is called Mardi Gras. There are parade floats and beautiful parties. There is also a special cake called King Cake. It's delicious!

LA PALMERA, SPAIN
The Carnival of San Fermín is in February. Thousands of people watch the parade in Pamplona. There is also a competition to choose the Carnival Queen. On the last day, some people wear like it because it's the end of the carnival and they are sad.

VENEZUELA
During the Venice carnival, there are people in the streets and on the canals. People wear beautiful costumes. They also wear special masks called bauta.

DO YOU CELEBRATE A CARNIVAL IN YOUR TOWN?

1 Read and listen. Then answer the questions in your notebook.

- When is carnival time?
- What do they do on the last night of Las Fallas?
- What is the special food in New Orleans?
- And in Pamplona, why do some people wear black on the last day?
- What do people wear in the town?

Pronunciation

The /r/ is the most frequent sound in English. It is often heard in words like this, of and a.

1 Listen to the underlined sounds.

New Orleans is a big city by the river.

2 Identify the /r/ sound in this sentence.

We have to know. Let's go for lunch.

Culture reading texts highlight an aspect of life in different countries.

The Writing Task guides students through the preparation and production of their own texts.

Cultural Awareness: Literature

1 How much do you know about literature in Britain? On the quiz.



1 Shakespeare wrote ... plays

- a 10
- b 10
- c 10

2 Shakespeare's *Julius Caesar* is set in ...

- a London
- b historical Spain from
- c Bath

3 What year was Charles Dickens born?

- a 1812
- b 1811
- c 1810

4 Charles Dickens wrote books about ...

- a politics and economics
- b relationships and romance
- c poverty and social issues

5 Jane Austen wrote just ... novels.

- a four
- b six
- c six

6 Many of Britain's more popular books have been named after ...

- a names, books
- b names, books
- c films

Digital Competence: Blog posts

Look at the blog. Which book has Pablo written about?



Task: Write a blog post about a book. Follow the steps below:

Step 1
Think about a book you have read.
Make notes.
Use this and write a short paragraph about the book and a short film.
Write and edit the book and if you recommend this book to your

Step 2
Write about the book for a blog.
Check your grammar and spelling.

Step 3
Share your blog post with other students in your class.
Ask them to comment!

Step 4
Read what other students have written about your classmate's blog post.

The **Multimedia section** after every three units features video content focusing on an aspect of culture from the English-speaking world. On the basis of the presented topic, students are guided in the use of digital media to produce a piece of their own work.

Macmillan Life Skills Collaborative Project 3

TASK Make a poster about a new band.

1 Ideas

Invent a band!

What is the name of your band?

What type of music do you want to play?

Which instruments will you have in the band?

How many people will be in the band?

	My notes
Name of band	1234 5678 9
Type of music	1234 5678 9
Instruments in the band	1234 5678 9
People in the band	1234 5678 9

2 Group Work

Choose a name for your band.

Agree on the type of music, instruments and number of people in your band.

Write notes:

- name of your first hit song
- name of your first CD
- location of future concert
- other information

3 Write

Write a press release about your band. Ask persons in the group to write about a different thing: information about the band, recent news, news about a new CD.

Full News is a brilliant new band from Leeds. The four band members met at school. Jose Fernandez is the singer and he plays guitar. Pablo Rodriguez plays bass guitar. Maria Franco plays in on drums and Maria Alonso plays the keyboards. Their first hit song, 'Love', went to number one in ten countries. Their first CD, 'First', comes out next week. They are playing at Rockland this summer. Don't miss them!

4 Check

Read your text and check it for:

- capital letters
- punctuation
- spellings (2)
- spelling
- correct use of verbs

5 Pictures

Take photos or draw pictures of your band. Design an album cover.

6 Display

Make a poster, include your text, photos and pictures. Show your project to the class.

Check your life skills

Draw the face that describes you and your group's life skills.

☹ = Very good ☺ = Good 😊 = Needs more work

	Yes	Your group
Working with other students	<input type="checkbox"/>	<input type="checkbox"/>
Completing work on time	<input type="checkbox"/>	<input type="checkbox"/>
Taking good notes	<input type="checkbox"/>	<input type="checkbox"/>
Organising the project	<input type="checkbox"/>	<input type="checkbox"/>
Helping other students	<input type="checkbox"/>	<input type="checkbox"/>
Working hard	<input type="checkbox"/>	<input type="checkbox"/>
Following all the steps	<input type="checkbox"/>	<input type="checkbox"/>

More life skills

Listen to other people's ideas and work together to choose the best ones. Working collaboratively is a life skill.

134

135

Collaborative project work in the Workbook draws on students' life skills and asks them to identify individual strengths within the group in order to achieve optimum results.

The Self-study bank in the Workbook contains a wealth of extension and consolidation activities to reinforce and expand upon what students learn in class.

The image displays five educational posters for a German lesson on 'Stadt & Land' (City & Country). The posters are arranged in a collage, showing different sections of the lesson material.

Poster 1 (Top Left): Titled 'Stadt & Land', it features a comparison table between 'Stadt' (City) and 'Land' (Country) across various categories like population, infrastructure, and environment. It also includes a small map of a city.

Poster 2 (Top Right): Titled 'Stadt & Land', it features a comparison table between 'Stadt' (City) and 'Land' (Country) across various categories like population, infrastructure, and environment. It also includes a small map of a city.

Poster 3 (Middle Left): Titled 'Stadt & Land', it features a comparison table between 'Stadt' (City) and 'Land' (Country) across various categories like population, infrastructure, and environment. It also includes a small map of a city.

Poster 4 (Middle Right): Titled 'Stadt & Land', it features a comparison table between 'Stadt' (City) and 'Land' (Country) across various categories like population, infrastructure, and environment. It also includes a small map of a city.

Poster 5 (Bottom): Titled 'Stadt & Land', it features a comparison table between 'Stadt' (City) and 'Land' (Country) across various categories like population, infrastructure, and environment. It also includes a small map of a city.

Digital Highlights



For Students

- A code in the Student's Book provides access to digital material for revision, consolidation and extension, including and **interactive gradebook** with teacher access.

- **Student's Resources Centre:** contains digital material and downloadable audio files from the Workbook.
- **Secondary website:** additional online practice resources for Secondary students.

For Teachers

- **Teacher's Presentation Kit:** a digital version of the Student's Book and core Workbook material, with interactive activities, integrated audio, and a full range of IWB tools for classroom presentation, with access to the interactive markbooks in the Student's digital materials.
- **Teacher's Resource Centre:** includes editable versions of all worksheets from the Teacher's Resource File, downloadable audio files and links to culture videos.



- **CEFR Skills Exm Generator:** the ultimate evaluation tool, empowering teachers to generate skills-based tests corresponding to CEFR levels A1+ to B1+.

Top 10 websites for making teaching and learning easier!



Wouldn't it be great to have a word cloud tool to use before reading/listening? Here it is!

<http://www.wordle.net>



Thirsty for great resources organised by subject matter and level?

<http://www.onestopenglish.com/>



Need a thought-provoking blog on where teaching, learning and education is going? Find out all about the latest teaching trends and so much more!

<http://www.teachthought.com/pedagogy/the-purpose-school-is-not-to-get-a-job/>



Want a tool for brainstorming ideas with your students and organising revision?

<https://bubbl.us/>



Lights, camera, action! A great online video recording site that is easy to use and even easier to share!

<http://www.mailvu.com>



Heard all about the new flipped classroom techniques? Use these amazing apps!

<http://wp.me/p2QFiY-bA>



Your students will love using this online comic making tool in class!

<https://www.pixton.com/>




Wish there was a site where you could create a poll to get students' feedback anywhere, in real time using SMS or URL links? Your wish is granted!

<http://www.polleverywhere.com>



Need fantastic new pronunciation tools?

http://www.macmillaneducationapps.com/soundspron/?wmp_theme_mode=desktop



Macmillan Advantage is an exclusive service for Macmillan Teachers and Schools. As a Macmillan user you'll have access to a range of premium services and tools designed to help you in planning and creating effective classes.

All in one place and customised to your teaching needs, to give you support and save you time.



<http://bit.do/macmillan-advantage>



<http://bit.do/macmillan-offices>